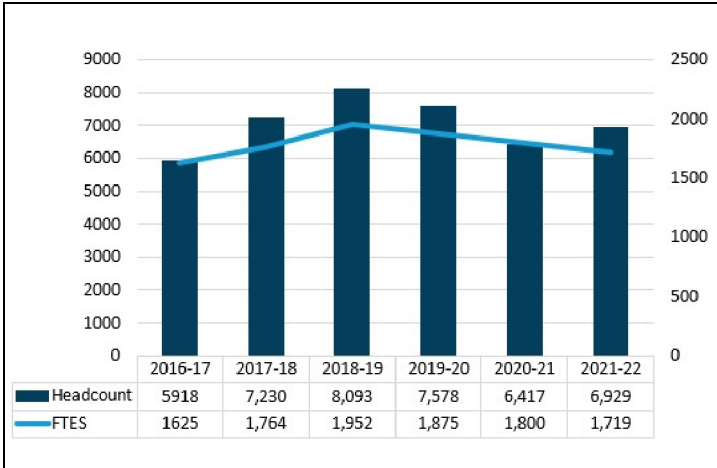




# Lake Tahoe Community College

## LTCC Student Enrollment

Enrolled Students

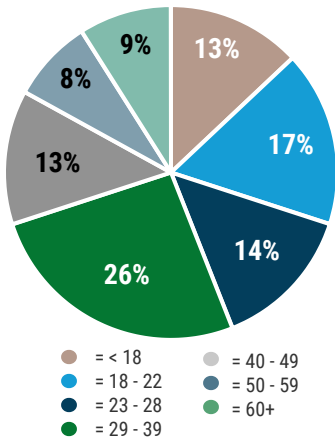


Enrollment

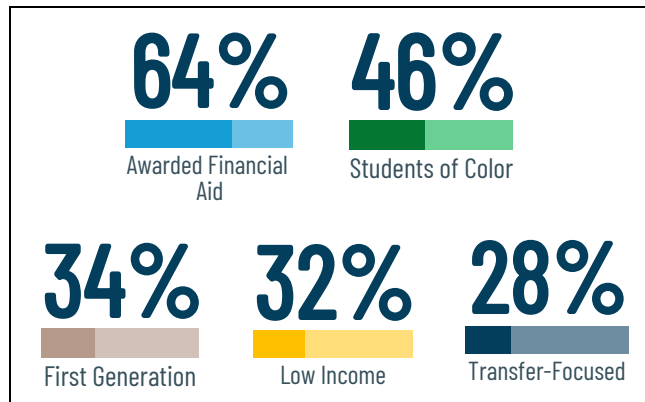
Department	17-18	18-19	19-20	20-21	21-22
Face-to-Face (Credit)	35%	29%	28%	14%	19%
Online Education (Credit)	27%	27%	32%	46%	32%
Rising Scholars Program	10%	12%	10%	20%	16%
Public Safety Partnership/ISAs	10%	8%	9%	4%	4%
Dual Enrollment	3%	4%	4%	3%	5%
CDCP/Noncredit	7%	12%	13%	5%	13%
South Bay JPA	9%	8%	5%	8%	12%

## LTCC Student Demographics\*

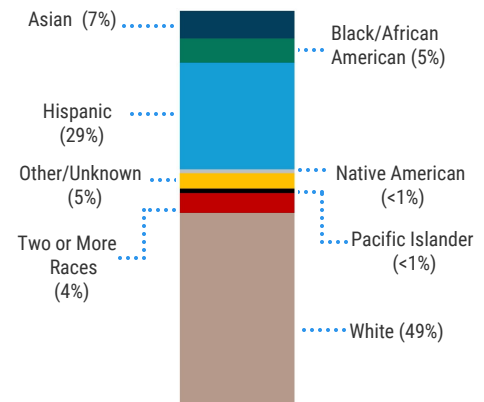
Student Age (Credit Enrollment)



LTCC Students

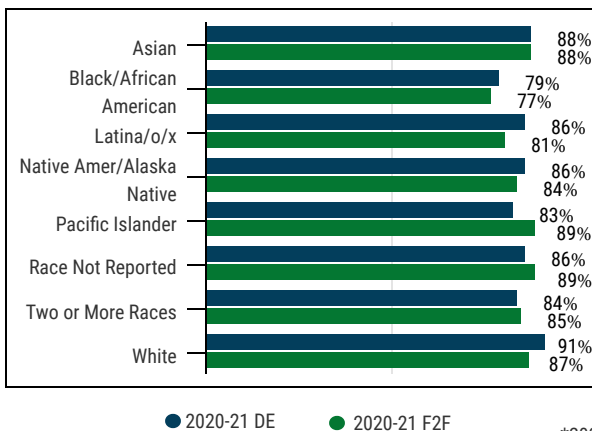


Student Ethnicity/Race



## LTCC Student Outcomes\*

Course Completion



Top 5 Degrees Earned



Top Certificates Earned

- Fire Academy Certificate
- General Conservation Certificate
- Real Estate Salesperson Certificate
- Business Certificate-Accounting Technician

Top Transfer Institutions

- California State University, Sacramento
- UC Davis
- University Nevada Reno

\*2021-22 student Demographics and Outcomes Data