

2013

Faculty/Staff Experiences Survey



Office of Institutional Research and
Planning (OIRP)

Executive Summary

The Lake Tahoe Community College (LTCC) Faculty/Staff Experience Survey (FSES) is a biennial survey of the faculty, staff, management, and administration designed to assess the effectiveness of institutional services, governance, and decision-making processes. The baseline administration in 2010 provided the College a reference point from which several initiatives were launched in order to make measureable improvements specifically in the areas of: Technology, Governance, and Decision-Making processes. Though specific items provide information on other select topics, it is these three primary areas that are the focus of both the survey and this report. In addition, specific items that address these areas are included as metrics in the LTCC Scorecard that is used to assess the overall effectiveness of the implementation of the College's Strategic Plan.

Technology

An area in need of improvement identified in 2010 was that of technology services at LTCC. As shown in questions 10, 27, 28, and 29, there has been little improvement in reported experience with technology, despite the adoption and initial implementation of the Technology Master Plan completed in 2011. A persistent challenge for a small college such as LTCC, years of underfunding technology have led to situation that requires more resources than are available to address the multitude of demands. This fact has been coupled with an ERP implementation that has presented its own set of challenges, leaving experience with Technology services with room for improvement.

Governance

College governance has been an area given considerable focus following the 2010 survey administration. Several areas were identified in need of improvement, leading to the LTCC Governance Summit held in Spring 2012 that resulted in the formation of a new governance structure for the College. Implementation of that structure began in earnest in Fall 2012, and after almost a full academic year the results of the FSES demonstrate that experiences are improving. Questions 16, 17, 18, 20, 21 and 26 suggest that the design of the structure is facilitating this improvement by providing greater inclusiveness and effectiveness.

Decision-Making

Related to Governance at LTCC, processes for decision-making also received less-than-stellar reviews in the 2010 FSES. Opportunities for participation and contribution in planning processes were seen as needing improvement. With the relatively successful reconfiguration of governance at LTCC, it also seems that experiences with the decision-making process are improving, as shown in questions 2, 13, 14, 15 and 18.

Faculty/Staff Experience Survey (FSES) 2013 – Final Report

1. LTCC uses student learning outcomes assessment and other assessment results to communicate matters institutional effectiveness to the college.

#	Answer	2013		2010	
		Response	%	Response	%
1	Strongly Disagree	1	1.4%	6	5.5%
2	Disagree	11	15.3%	16	14.5%
3	Agree	30	41.7%	48	43.6%
4	Strongly Agree	12	16.7%	13	11.8%
5	No Basis for Opinion	18	25.0%	27	24.5%

2. The planning process at LTCC offers opportunities for input by appropriate constituencies.

#	Answer	2013		2010	
		Response	%	Response	%
1	Strongly Disagree	0	0.0%	13	11.8%
2	Disagree	11	15.3%	22	20.0%
3	Agree	34	47.2%	51	46.4%
4	Strongly Agree	17	23.6%	11	10.0%
5	No Basis for Opinion	10	13.9%	13	11.8%

3. Do you agree or disagree that the Library services are sufficient to support the instructional programs at LTCC.

#	Answer	2013		2010	
		Response	%	Response	%
1	Strongly Disagree	1	1.4%	2	1.8%
2	Disagree	6	8.2%	7	6.4%
3	Agree	27	37.0%	51	46.4%
4	Strongly Agree	25	34.2%	30	27.3%
5	No Basis for Opinion	14	19.2%	20	18.2%

4. LTCC upholds its written code of professional ethics for all faculty, staff, and administration.

#	<u>Answer</u>	2013		2010	
		<u>Response</u>	<u>%</u>	<u>Response</u>	<u>%</u>
1	Strongly Disagree	2	2.8%	14	12.7%
2	Disagree	14	19.7%	23	20.9%
3	Agree	33	46.5%	47	42.7%
4	Strongly Agree	17	23.9%	8	7.3%
5	No Basis for Opinion	5	7.0%	18	16.4%

5. LTCC adheres to its written policies ensuring fairness in all employment procedures.

#	<u>Answer</u>	2013		2010	
		<u>Response</u>	<u>%</u>	<u>Response</u>	<u>%</u>
1	Strongly Disagree	2	2.8%	16	14.5%
2	Disagree	13	18.3%	24	21.8%
3	Agree	36	50.7%	47	42.7%
4	Strongly Agree	12	16.9%	10	9.1%
5	No Basis for Opinion	8	11.3%	13	11.8%

6. LTCC demonstrates an appropriate understanding of and concern for equitable treatment for diverse populations.

#	<u>Answer</u>	2013		2010	
		<u>Response</u>	<u>%</u>	<u>Response</u>	<u>%</u>
1	Strongly Disagree	0	0.0%	3	2.7%
2	Disagree	9	12.7%	8	7.3%
3	Agree	37	52.1%	64	58.2%
4	Strongly Agree	17	23.9%	20	18.2%
5	No Basis for Opinion	8	11.3%	15	13.6%

7. LTCC demonstrates fairness in the treatment of its administration, faculty, and staff.

#	<u>Answer</u>	2013		2010	
		<u>Response</u>	<u>%</u>	<u>Response</u>	<u>%</u>
1	Strongly Disagree	2	2.8%	21	19.1%
2	Disagree	20	28.2%	35	31.8%
3	Agree	36	50.7%	39	35.5%
4	Strongly Agree	9	12.7%	10	9.1%
5	No Basis for Opinion	4	5.6%	5	4.5%

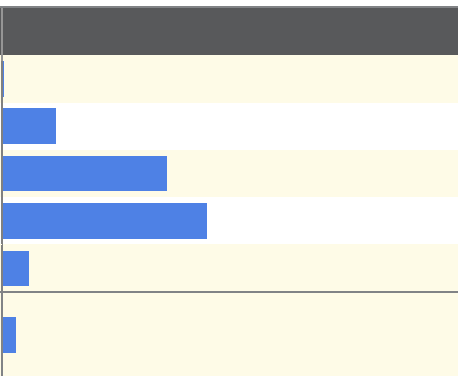
8. LTCC provides all personnel with appropriate opportunities for continued professional development.

#	<u>Answer</u>	2013		2010	
		<u>Response</u>	<u>%</u>	<u>Response</u>	<u>%</u>
1	Strongly Disagree	4	5.7%	31	28.2%
2	Disagree	12	17.1%	45	40.9%
3	Agree	35	50.0%	25	22.7%
4	Strongly Agree	15	21.4%	1	0.9%
5	No Basis for Opinion	4	5.7%	8	7.3%

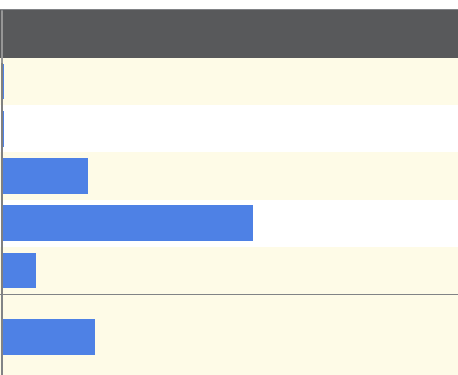
9. LTCC provides sufficient physical resources to support the integrity and quality of its programs and services.

#	<u>Answer</u>	2013		2010	
		<u>Response</u>	<u>%</u>	<u>Response</u>	<u>%</u>
1	Strongly Disagree	2	2.9%	4	3.6%
2	Disagree	15	21.4%	21	19.1%
3	Agree	39	55.7%	66	60.0%
4	Strongly Agree	10	14.3%	11	10.0%
5	No Basis for Opinion	4	5.7%	8	7.3%

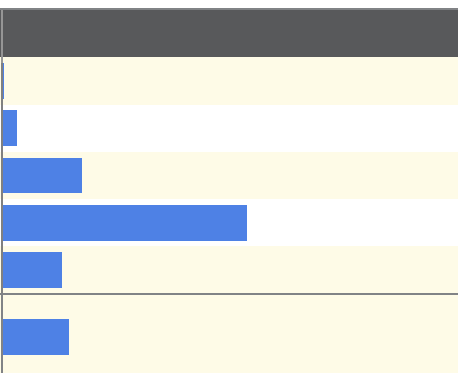
10. LTCC assures that technology support meets the needs of the College and its constituents.

#	<u>Answer</u>		2013		2010	
			<u>Response</u>	<u>%</u>	<u>Response</u>	<u>%</u>
1	Strongly Disagree		8	11.4%	16	14.5%
2	Disagree		25	35.7%	40	36.4%
3	Agree		31	44.3%	43	39.1%
4	Strongly Agree		4	5.7%	6	5.5%
5	No Basis for Opinion		2	2.9%	5	4.5%

11. LTCC relies upon its mission and goals as the foundation for financial planning.

#	<u>Answer</u>		2013		2010	
			<u>Response</u>	<u>%</u>	<u>Response</u>	<u>%</u>
1	Strongly Disagree		0	0.0%	5	4.9%
2	Disagree		13	18.6%	18	17.5%
3	Agree		38	54.3%	43	41.7%
4	Strongly Agree		5	7.1%	3	2.9%
5	No Basis for Opinion		14	20.0%	34	33.0%

12. LTCC provides you with the financial information you need to be effective in your position.

#	<u>Answer</u>		2013		2010	
			<u>Response</u>	<u>%</u>	<u>Response</u>	<u>%</u>
1	Strongly Disagree		2	2.9%	3	2.9%
2	Disagree		12	17.1%	22	21.4%
3	Agree		37	52.9%	58	56.3%
4	Strongly Agree		9	12.9%	5	4.9%
5	No Basis for Opinion		10	14.3%	15	14.6%

13. The leadership of LTCC creates an environment for empowerment, innovation, and institutional excellence.

#	Answer	2013		2010	
		Response	%	Response	%
1	Strongly Disagree	4	6.2%	22	21.4%
2	Disagree	10	15.4%	27	26.2%
3	Agree	32	49.2%	40	38.8%
4	Strongly Agree	13	20.0%	7	6.8%
5	No Basis for Opinion	6	9.2%	7	6.8%

14. The leadership of LTCC encourages all personnel to take initiative in improving the practices, programs, and services of the College.

#	Answer	2013		2010	
		Response	%	Response	%
1	Strongly Disagree	4	6.1%	15	14.6%
2	Disagree	11	16.7%	29	28.2%
3	Agree	30	45.5%	43	14.7%
4	Strongly Agree	17	25.8%	10	9.7%
5	No Basis for Opinion	4	6.1%	6	5.8%

15. LTCC policies for participation in the decision-making process are effective.

#	Answer	2013		2010	
		Response	%	Response	%
1	Strongly Disagree	6	9.1%	15	14.6%
2	Disagree	14	21.2%	30	29.1%
3	Agree	26	39.4%	38	36.9%
4	Strongly Agree	12	18.2%	3	2.9%
5	No Basis for Opinion	8	12.1%	17	16.5%

16. Faculty and administrators have a sufficient role in College governance.

#	<u>Answer</u>	2013		2010	
		<u>Response</u>	<u>%</u>	<u>Response</u>	<u>%</u>
1	Strongly Disagree	2	3.0%	12	11.7%
2	Disagree	7	10.6%	25	24.3%
3	Agree	29	43.9%	43	41.7%
4	Strongly Agree	18	27.3%	9	8.7%
5	No Basis for Opinion	10	15.2%	14	13.6%

17. Faculty and administrators exercise a sufficient voice in College policies, planning, and budget.

#	<u>Answer</u>	2013		2010	
		<u>Response</u>	<u>%</u>	<u>Response</u>	<u>%</u>
1	Strongly Disagree	2	3.1%	15	14.6%
2	Disagree	9	14.1%	24	23.3%
3	Agree	28	43.8%	45	43.7%
4	Strongly Agree	16	25.0%	7	6.8%
5	No Basis for Opinion	9	14.1%	12	11.7%

18. Faculty and staff have effective mechanisms for providing input into College decisions.

#	<u>Answer</u>	2013		2010	
		<u>Response</u>	<u>%</u>	<u>Response</u>	<u>%</u>
1	Strongly Disagree	3	4.6%	16	15.5%
2	Disagree	11	16.9%	31	30.1%
3	Agree	34	52.3%	37	35.9%
4	Strongly Agree	13	20.0%	9	8.7%
5	No Basis for Opinion	4	6.2%	10	9.7%

19. LTCC relies on faculty, including academic senate and curriculum committee, for recommendations about student learning programs and services.

#	Answer	2013		2010	
		Response	%	Response	%
1	Strongly Disagree	2	3.1%	7	6.8%
2	Disagree	3	4.6%	8	7.8%
3	Agree	32	49.2%	48	46.6%
4	Strongly Agree	16	24.6%	13	12.6%
5	No Basis for Opinion	12	18.5%	27	26.2%

20. The Board of Trustees, administrators, faculty, and staff work together for the good of the College.

#	Answer	2013		2010	
		Response	%	Response	%
1	Strongly Disagree	2	3.2%	15	14.6%
2	Disagree	11	17.7%	26	25.2%
3	Agree	33	53.2%	46	44.7%
4	Strongly Agree	12	19.4%	6	5.8%
5	No Basis for Opinion	4	6.5%	10	9.7%

21. The Board of Trustees of LTCC is effective in assuring the quality, fairness, and effectiveness of student learning programs and services.

#	Answer	2013		2010	
		Response	%	Response	%
1	Strongly Disagree	4	6.6%	12	12.0%
2	Disagree	10	16.4%	20	20.0%
3	Agree	29	47.5%	34	34.0%
4	Strongly Agree	7	11.5%	7	7.0%
5	No Basis for Opinion	11	18.0%	27	27.0%

22. The Board of Trustees of LTCC is effective in assuring financial stability of the College.

#	<u>Answer</u>	2013		2010	
		<u>Response</u>	<u>%</u>	<u>Response</u>	<u>%</u>
1	Strongly Disagree	3	5.0%	8	8.0%
2	Disagree	10	16.0%	17	17.0%
3	Agree	28	45.0%	44	44.0%
4	Strongly Agree	11	18.0%	12	12.0%
5	No Basis for Opinion	10	16.0%	19	19.0%

23. The Board of Trustees establishes policies consistent with the mission of LTCC.

#	<u>Answer</u>	2013		2010	
		<u>Response</u>	<u>%</u>	<u>Response</u>	<u>%</u>
1	Strongly Disagree	2	3.2%	7	7.0%
2	Disagree	9	14.3%	8	8.0%
3	Agree	30	47.6%	52	52.0%
4	Strongly Agree	12	19.0%	5	5.0%
5	No Basis for Opinion	10	15.9%	28	28.0%

24. The Board of Trustees is effective in ensuring the resources necessary to support the quality of student learning programs and services.

#	<u>Answer</u>	2013		2010	
		<u>Response</u>	<u>%</u>	<u>Response</u>	<u>%</u>
1	Strongly Disagree	3	5.0%	7	7.0%
2	Disagree	14	22.0%	16	16.0%
3	Agree	30	48.0%	42	42.0%
4	Strongly Agree	7	11.0%	3	3.0%
5	No Basis for Opinion	9	14.0%	32	32.0%

25. The Board of Trustees acts in a manner consistent with its policies and bylaws.

#	<u>Answer</u>	2013		2010	
		<u>Response</u>	<u>%</u>	<u>Response</u>	<u>%</u>
1	Strongly Disagree	1	2.0%	8	8.0%
2	Disagree	9	15.0%	9	9.0%
3	Agree	30	48.0%	50	50.0%
4	Strongly Agree	9	15.0%	5	5.0%
5	No Basis for Opinion	13	21.0%	28	28.0%

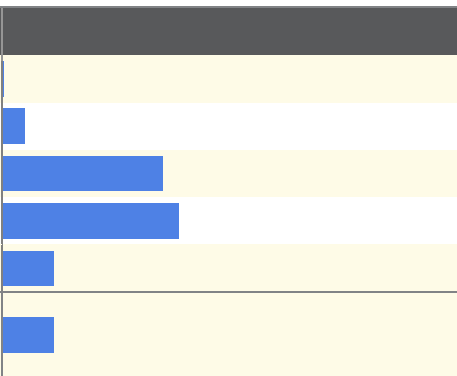





26. LTCC offers sufficient venues for college-wide communications for faculty and staff.

#	<u>Answer</u>	2013		2010	
		<u>Response</u>	<u>%</u>	<u>Response</u>	<u>%</u>
1	Strongly Disagree	4	6.3%	14	14.0%
2	Disagree	11	17.5%	28	28.0%
3	Agree	32	50.8%	46	46.0%
4	Strongly Agree	14	22.2%	10	10.0%
5	No Basis for Opinion	2	3.2%	2	2.0%

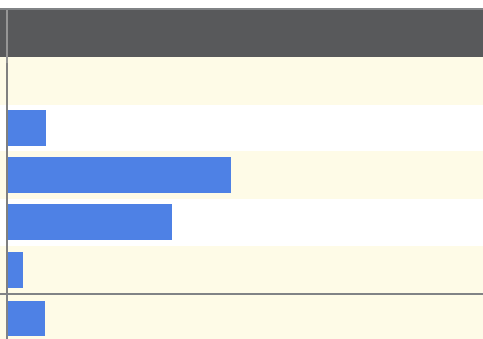





27. Technology resources at LTCC meet instructional needs.

#	<u>Answer</u>	2013		2010	
		<u>Response</u>	<u>%</u>	<u>Response</u>	<u>%</u>
1	Strongly Disagree	6	9.5%	13	13.0%
2	Disagree	28	44.4%	32	32.0%
3	Agree	23	36.5%	39	39.0%
4	Strongly Agree	1	1.6%	3	3.0%
5	No Basis for Opinion	5	7.9%	13	13.0%

28. There are sufficient opportunities to contribute to planning for technology needs at LTCC.

#	<u>Answer</u>		2013		2010	
			<u>Response</u>	<u>%</u>	<u>Response</u>	<u>%</u>
1	Strongly Disagree		3	4.8%	16	16.0%
2	Disagree		22	34.9%	30	30.0%
3	Agree		24	38.1%	35	35.0%
4	Strongly Agree		7	11.1%	1	1.0%
5	No Basis for Opinion		7	11.1%	18	18.0%

29. LTCC provides sufficient Technology resources to support the integrity and quality of its programs and services.

#	<u>Answer</u>		2013	
			<u>Response</u>	<u>%</u>
1	Strongly Disagree		5	7.8%
2	Disagree		30	46.9%
3	Agree		22	34.4%
4	Strongly Agree		2	3.1%
5	No Basis for Opinion		5	7.8%

Survey Respondents

31. What is your primary position at LTCC?

#	Answer	Response	%
1	Full-time Faculty	20	37%
2	Adjunct Faculty	8	15%
3	Classified Staff	20	37%
4	Confidential Staff	2	4%
5	Classified Manager/Director	2	4%
6	Administrator	2	4%
	Total	54	100%

32. How long have you been employed in your current position at LTCC?

#	Answer	Response	%
1	Less than 1 year	4	7%
2	1-5 years	13	24%
3	6-10 years	16	29%
4	11-15 years	14	25%
5	More than 15 years	8	15%
	Total	55	100%

33. Have you served in an official capacity on any of the following? Please mark all that apply.

#	Answer	Response	%
1	Institutional Effectiveness Council (IEC)/College Council	13	48%
2	Budget Council	4	15%
3	Facilities Council	4	15%
4	Technology Council	7	26%
5	College Learning Council	7	26%
6	Faculty Association	10	37%
7	Academic Senate	10	37%
8	Classified Employees Union (CEU)	3	11%